

# Part 18 Spelling and Dictation



## B. ONE-SYLLABLE WORDS

### REPEATED ROUTINE

#### SPELL: One-Syllable Words with a Suffix

1. **Spell one-syllable words.**
2. **Everyone, pencil on #** (showing where).
3. **word** . **Everyone, repeat.**  
SS. repeat word.
4. **Everyone, base word?**  
SS. say base word.
5. **Everyone, Say & Spell the base word and suffix.**  
SS. say sounds in base word – writing letters,  
(If there is one) SS. name letters in suffix –  
writing letters in circle.  
SS. read word.
6. **Everyone, write the whole word.**  
SS. write word on line.

Repeat Steps 2–6 for each one-syllable word.

#### CHECK SPELLING

After all words are dictated:

1. **name** , **spell word** .  
S. names letters.  
SS. track and check.
2. **Checkers?**
3. **Correct your work.**  
SS. correct their spelling as needed.

Repeat all steps for each one-syllable word.

#### SPELL ONE-SYLLABLE WORDS

1. bumper
2. ending
3. sickest

1. b u m p er

bumper

2. e n d ing

ending


3. s i ck est

sickest

## C. MULTI-SYLLABLE WORDS

### Prep

1. **Turn to Multi-Syllable Words on page 197.**  
SS. turn to page.



## Student Practice Book: Unit 8 – Part 18 – Spelling and Dictation

Students spell dictated words with a suffix. They spell each sound in the base word in a box, then write the suffix in the oblong. Next they spell the whole word on the line. They finish by checking spelling and correcting if needed.



# Part 18

## Spelling and Dictation

UNIT 8

### REPEATED ROUTINE

#### SPELL: Multi-Syllable Words with a Suffix

1. **Now you'll spell two multi-syllable words with a suffix.**
2. **Everyone, pencil on #** (showing where).
3. **word** . **Everyone, repeat.**  
SS. repeat word.
4. **Everyone, base word?**  
SS. say base word.
5. **Everyone, how many syllables?**  
SS. show # with fingers.
6. **Everyone, first syllable?**  
SS. say first syllable.
7. **Everyone, Say & Spell.**  
SS. say sounds – writing letters,  
SS. read syllable.
8. **Everyone, second syllable?**  
SS. say second syllable.
9. **Everyone, Say & Spell.**  
SS. say sounds – writing letters,  
SS. read syllable.
10. (If there is one, say:) **Everyone, Say & Spell the suffix.**  
SS. name letters in suffix – write suffix in circle.
11. **Everyone, write.**  
SS. write word in space provided.

Repeat Steps 2–11 for each multi-syllable word.

#### CHECK SPELLING

After all multi-syllable words are dictated:

1. **name** , **spell** **word** .  
S. names letters.  
SS. track and check.
2. **Checkers?**
3. **Correct your work.**  
SS. correct their spelling as needed.

Repeat all steps for each multi-syllable word.

#### SPELL MULTI-SYLLABLE WORDS

1. finishing
2. publisher

1.	fin	ish	ing
	finishing		
2.	pub	lish	er
	publisher		

# Part 18 Spelling and Dictation



## REAL WORDS

---

1.

---

2.

---

3.

---

**Student Practice Book: Unit 8 – Part 18 – Spelling and Dictation**


Students spell dictated words with a suffix. They spell each syllable in the base word on a line, then write the suffix in the oblong. Next they spell the whole word on the line. They finish by checking spelling and correcting if needed.




Part 18  
**Spelling and Dictation**  
UNIT 8

**MULTI-SYLLABLE WORDS**

---

1. \_\_\_\_\_      \_\_\_\_\_      

\_\_\_\_\_

2. \_\_\_\_\_      \_\_\_\_\_      

\_\_\_\_\_

**HEART WORDS**

---

1. \_\_\_\_\_

2. \_\_\_\_\_

**SENTENCE**

---

1. \_\_\_\_\_

\_\_\_\_\_