


New Heart Words



B. TEACH

Read: do

1. **Most heart words have some letters that you can spell by sound and some letters that you have to learn by heart.**
2. **Everyone, finger on one** (showing where on Modeling Page).
T. and SS. put finger on #1.
3. **'Do'.**
4. **Everyone, read.**
SS. read 'do'.



Explain Lines: do

1. **The lines show you the sounds in the word.**
2. **'Do' has two sounds so there are two lines.**

Identify Sounds: do

- 1. **name**, how many sounds in 'do'?
S. says 'two'.
2. **same name**, how do you know?
S. says 'because there are two lines under the word'.

Repeat Steps 1 and 2 with 3 additional students.

3. **I will Touch & Say.**
4. **/d/** (touching line under 'd'), **/o/** (touching line under 'o').
5. **Everyone, your turn.**
SS. say sound /d/ – touching line under 'd',
SS. say sound /o/ – touching line under 'o'.
6. **name**, what is the first sound in 'do'?
S. says sound /d/.
7. **same name**, what letter spells the sound /d/?
S. names letter 'd'.
8. **You know that the letter 'd' spells the sound /d/, so 'd' isn't a heart letter.**
9. **The second sound is /o/ and you have to learn the spelling for it by heart.**



B. PRACTICE

Spelling Chain You Do

a. mat to at

1. **Now you'll put all the steps together.**

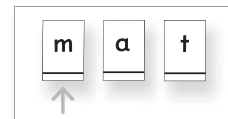
2. **'Mat' to 'at'. Everyone, repeat.**

SS. repeat 'mat' to 'at'.

3. **Everyone, point to the sound that changes.**

SS. point to 'm'.

T. waits a maximum of 5 seconds.




4. name of S. pointing to the correct letter , **what sound is going out?**

S. says sound /m/.

5. **'Mat' to 'at'. Everyone, change tiles and say the sounds.**

SS. take out 'm' tile, saying /m/.

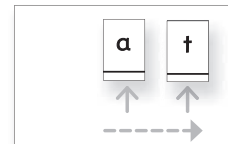


6. different name , **what sound went in?**

S. says 'no sound'.

7. **Everyone, Touch & Say.**

SS. Touch & Say 'at'.



b. at to sat

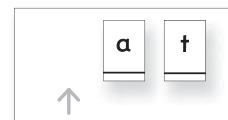
8. **'at' to 'sat'. Everyone, repeat.**

SS. repeat 'at' to 'sat'.

9. **Everyone, point to the sound that changes.**

SS. point to a space before the word.

T. waits a maximum of 5 seconds.




10. name , **sound going out for 'at' to 'sat'?**

S. says 'no sound'.

11. **Everyone, change tiles and say the sounds.**

SS. put in 's' tile, saying /s/.



12. different name , **sound that went in?**

S. says sound /s/.

13. **Everyone, Touch & Say.**

SS. Touch & Say 'sat'.

